

COVID-19 Survey Community Profile Khmer

A summary of our research into the views of the Khmer speaking community in Greater Western Sydney about COVID-19, conducted between 21/03/21 and 09/07/21



Average 7.3/10 score for risk perception



98% would say Yes to a vaccine

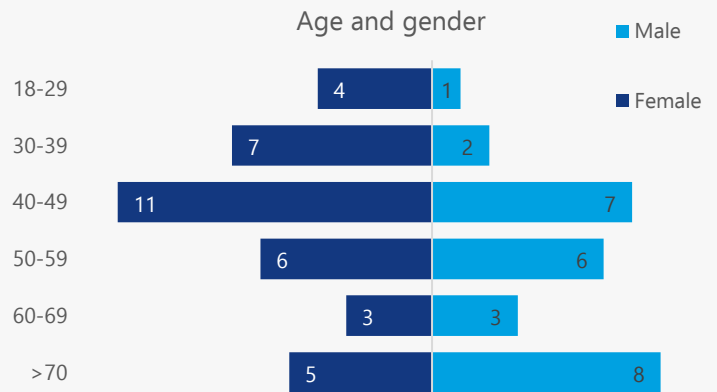
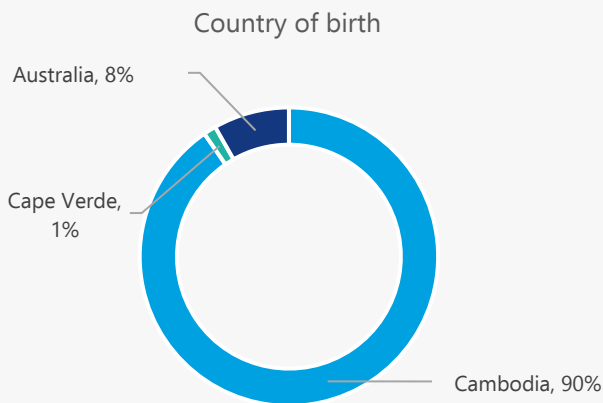


89% would get tested 'No matter what'



Top source for COVID-19 information was official Australian source (92%)

- 63 people who speak Khmer as their main language at home took part
- 56% speak English very well/well (35 out of 63)
- 74% read Khmer very well/well (47 out of 63)
- 66% adequate health literacy (42 out of 63)



Top Sources for COVID-19 Information

- Official Australian source (92%):** Australian government websites (76%); Australian public TV (74%); Health professional (52%)
- Australian commercial source (82%):** Australian commercial TV (93%); Australian news/magazine website (75%)
- Social media (57%):** Facebook (96%); Instagram (74%); YouTube (52%)

40% get information about COVID-19 in a language other than English

Average of **2.8** out of 10 for difficulty finding COVID-19 information in Khmer that is easy to understand*

Average of **3.1** out of 10 for difficulty finding information in English that is easy to understand*

*where 10 = extremely difficult

98%

If a COVID-19 vaccine is recommended to me, I will get it

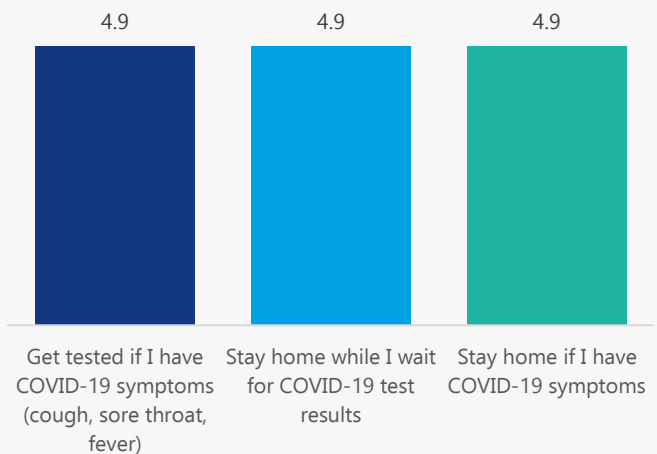
The only barrier given by the one participant who said 'Not sure' was 'I want to wait so that I can see how other countries go first'

- Risk perception high (average of 7.3 out of 10)
- High intentions to perform COVID-19 prevention behaviours (average of 4.9 out of 5)

On a scale of 0 to 10, how serious a public health problem do you think COVID-19 is currently, in Australia?



Where 1 is strongly disagree and 5 is strongly agree,
In the next 4 weeks, I will...



Barriers to getting tested for COVID-19

55%

I'm worried I will get infected with COVID-19 at the testing clinic

17%

Testing is painful

22%

I'm worried about what will happen to my visa if I test positive

6%

I don't know how, when and where to get tested

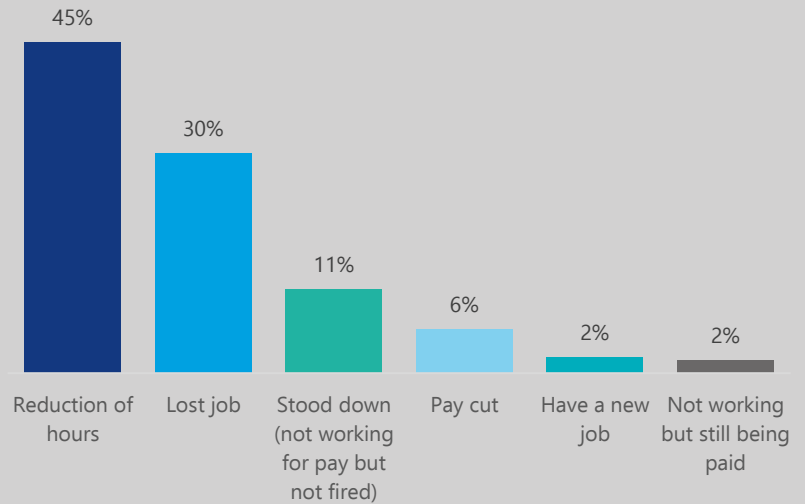
89%

I will get tested no matter what

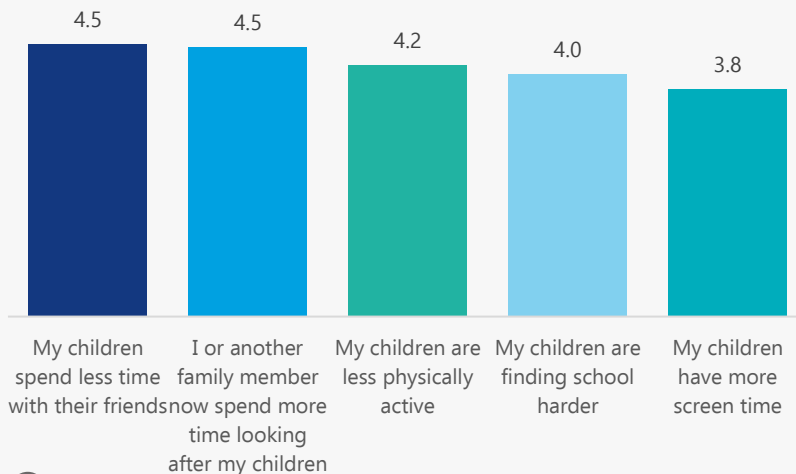
Impacts of COVID-19: **Employment**

- **60%** said their employment had changed as a result of COVID-19
- **48%** said they were 'Not at all' or 'A little bit' able to meet their **weekly expenses**. **42%** were 'Somewhat' able to, and **10%** said 'Quite a bit' or 'Very much'
- **10%** said they were 'Not at all' or 'A little bit' worried about the **financial problems** they will have in the future as a result of the pandemic. **19%** were 'Somewhat' worried, and **71%** said that they were 'Quite a bit' or 'Very much' worried

How has your employment changed?



Where 1 is strongly disagree and 5 is strongly agree, Since the pandemic started...

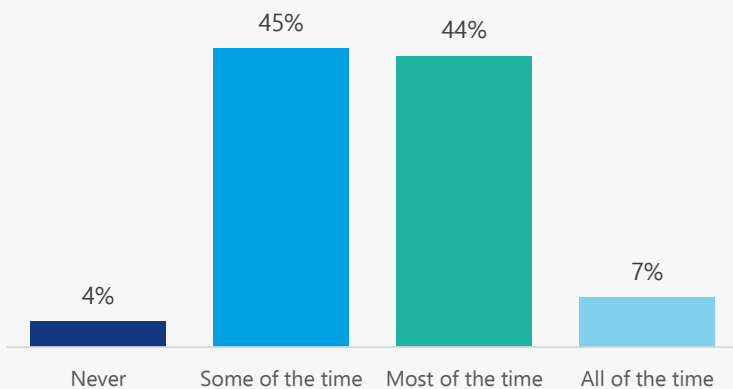


Impacts of COVID-19: **Relationships + Children**

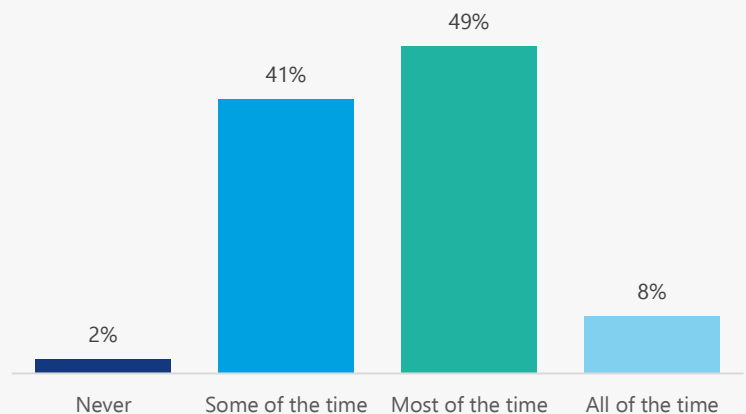
- **36%** said COVID-19 has had no effect on their relationship with their partner
- **45%** said COVID-19 has had negative effects on their relationship with their partner
- **19%** said COVID-19 has had some positive effects on their relationship with their partner

Impacts of COVID-19: **Mental Health**

Over the past week, how often have you felt alone or lonely because of COVID-19?



Over the past week, how often have you felt nervous or "stressed" because of COVID-19?



This research was a collaboration between the Sydney Health Literacy Lab (The University of Sydney), Health Literacy Hub (Western Sydney Local Health District), and Western Sydney, South Western Sydney, and Nepean Blue Mountains Local Health Districts. We would like to acknowledge and thank all staff, community members, and participants who made this project possible.

Notes

Raw counts are shown in the age and gender figure on page 1. Elsewhere in the report, counts were re-weighted to reflect the population profile in Greater Western Sydney.

This data was collected between 21st March and 9th July 2021. At the time of writing (2nd August 2021), the most recent outbreak commenced on 17th June 2020, and reached 448 cases by day 23 (9th July) when the survey closed.

You can find the University of Sydney Health Literacy Lab at <https://sydneyhealthliteracylab.org.au/>

The Western Sydney Health Literacy Hub can be found at <https://www.healthliteracyhub.org.au/>

You can find COVID-19 community resources for Western Sydney LHD at <https://www.wslhd.health.nsw.gov.au/>

Resources for South Western Sydney LHD at <https://www.swslhd.health.nsw.gov.au/>

And resources for Nepean Blue Mountains LHD at <https://www.nbmlhd.health.nsw.gov.au/>

This community profile was prepared by Carys Batcup. To reference the profile, please use this reference:

Ayre J, Muscat DMM, Mac O, Batcup C, Cvejic E, Pickles K, Dolan H, Bonner C, Mouwad D, Zachariah D, Turalic U, Santalucia Y, Chen T, Vasic G, McCaffery K. 2021. COVID-19 Survey Community Profile: Khmer. Available from

<http://healthliteracyhub.org.au>