

# COVID-19 Survey Community Profile Arabic

A summary of our research into the views of the Arabic speaking community in Greater Western Sydney about COVID-19, conducted between 21/03/21 and 09/07/21



Average 2.3/10 score for risk perception



65% would say Yes to a vaccine



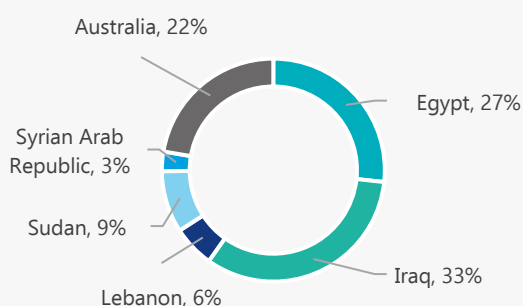
83% would get tested 'No matter what'



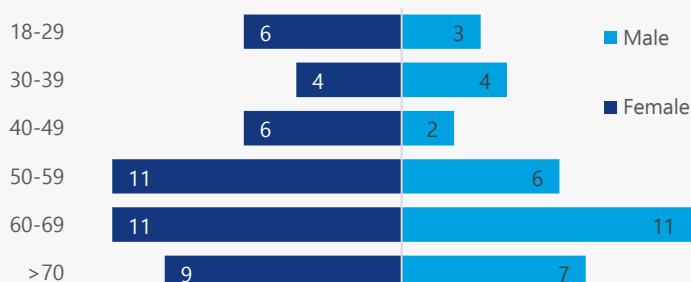
Top source for COVID-19 information: social media (68%)

- 80 people who speak Arabic as their main language at home took part
- 84% speak English very well/well (67 out of 80)
- 81% read Arabic very well/well (65 out of 80)
- 69% adequate health literacy (55 out of 80)

Country of birth



Age and gender



## Top Sources for COVID-19 Information

1. **Social media (68%):** Facebook (82%); YouTube (44%); WhatsApp (40%)
2. **Official Australian source (49%):** Health professional (64%); Australian government websites (61%); Australian public TV (36%)
3. **Australian commercial source (49%):** Australian commercial TV (74%); Australian news/magazine website (29%)

**36%** get information about COVID-19 in a language other than English

Average of **2.8** out of 10 for difficulty finding COVID-19 information in Arabic that is easy to understand\*

Average of **3.8** out of 10 for difficulty finding information in English that is easy to understand\*

\*where 10 = extremely difficult

## Top barriers to getting a COVID-19 vaccine

**65%**

If a COVID-19 vaccine is recommended to me, I will get it

**47%**

I am worried about side effects

**9%**

I need more information to make a decision

**10%**

I think the vaccine may not work well

**8%**

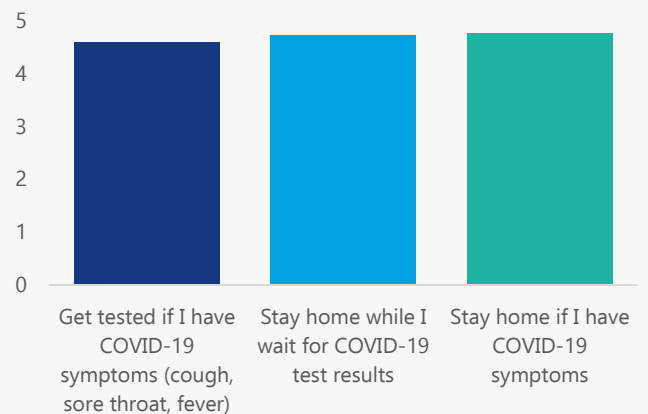
I do not think the vaccine will be safe

- Risk perception very low (average of 2.3 out of 10)
- High intentions to perform COVID-19 prevention behaviours (average of 4.7 out of 5)

On a scale of 0 to 10, how serious a public health problem do you think COVID-19 is currently, in Australia?



Where 1 is strongly disagree and 5 is strongly agree,  
In the next 4 weeks, I will...



## Top barriers to getting tested for COVID-19

**26%**

Testing is painful

**14%**

I already had a negative test so I don't need another one

**16%**

I don't know how, when and where to get tested

**9%**

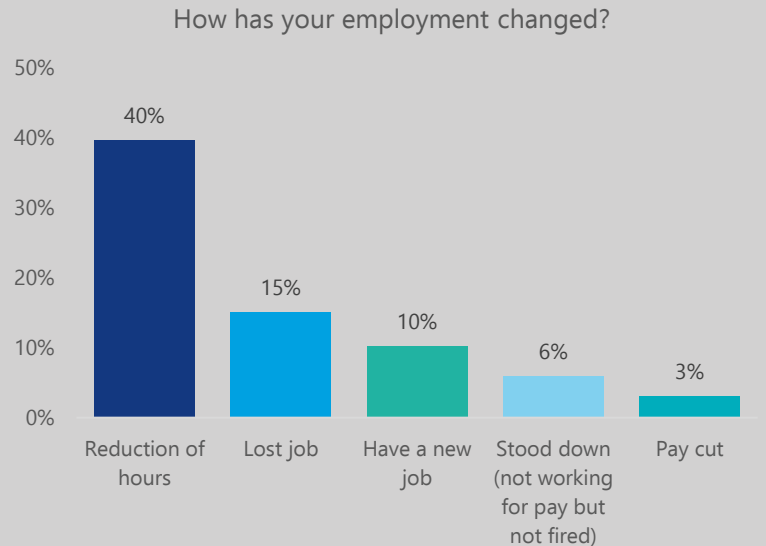
I'm worried the results will be on my health record

**81%**

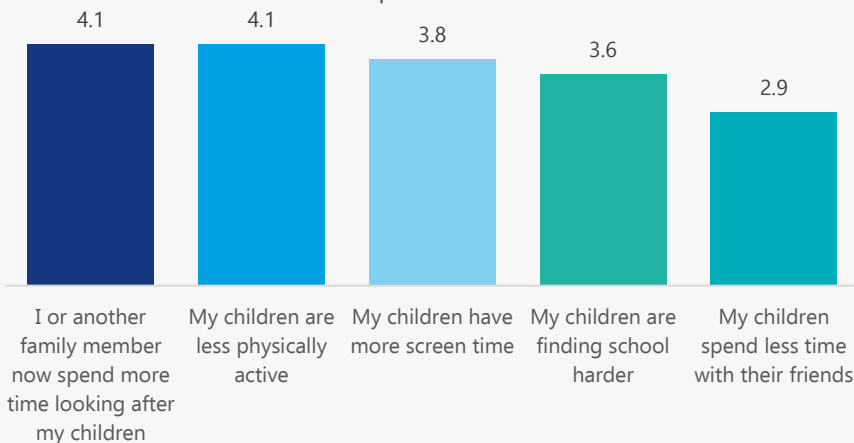
I will get tested no matter what

## Impacts of COVID-19: **Employment**

- **36%** said their employment had changed as a result of COVID-19
- **16%** said they were 'Not at all' or 'A little bit' able to meet their **weekly expenses**. **51%** were 'Somewhat' able to, and **35%** said 'Quite a bit' or 'Very much'
- **43%** said they were 'Not at all' or 'A little bit' worried about the **financial problems** they will have in the future as a result of the pandemic. **34%** were 'Somewhat' worried, and **24%** said that they were 'Quite a bit' or 'Very much' worried



Where 1 is strongly disagree and 5 is strongly agree, Since the pandemic started...

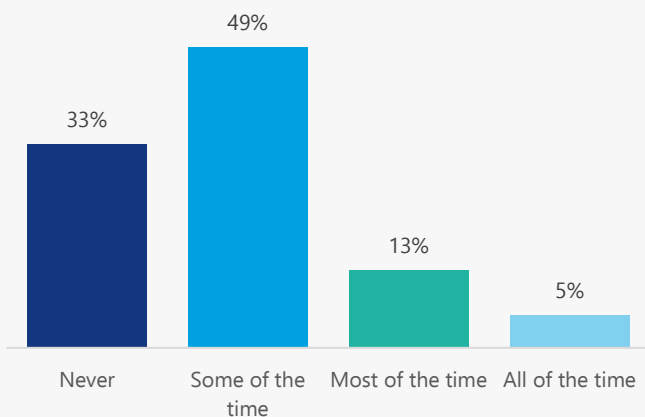


## Impacts of COVID-19: **Relationships + Children**

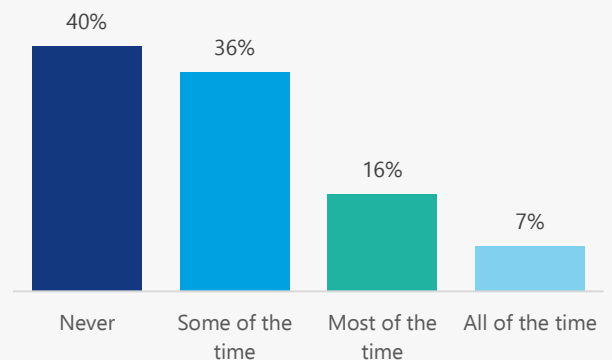
- **80%** said COVID-19 has had no effect on their relationship with their partner
- **14%** said COVID-19 has had positive effects on their relationship with their partner
- **7%** said COVID-19 has had negative effects on their relationship with their partner

## Impacts of COVID-19: **Mental Health**

Over the past week, how often have you felt nervous or "stressed" because of COVID-19?



Over the past week, how often have you felt alone or lonely because of COVID-19?



This research was a collaboration between the Sydney Health Literacy Lab (The University of Sydney), Health Literacy Hub (Western Sydney Local Health District), and Western Sydney, South Western Sydney, and Nepean Blue Mountains Local Health Districts. We would like to acknowledge and thank all staff, community members, and participants who made this project possible.

## Notes

Raw counts are shown in the age and gender figure on page 1. Elsewhere in the report, counts were re-weighted to reflect the population profile in Greater Western Sydney.

This data was collected between 21<sup>st</sup> March and 9<sup>th</sup> July 2021. At the time of writing (2<sup>nd</sup> August 2021), the most recent outbreak commenced on 17<sup>th</sup> June 2020, and reached 448 cases by day 23 (9<sup>th</sup> July) when the survey closed.

You can find the University of Sydney Health Literacy Lab at <https://sydneyhealthliteracylab.org.au/>

The Western Sydney Health Literacy Hub can be found at <https://www.healthliteracyhub.org.au/>

You can find COVID-19 community resources for Western Sydney LHD at <https://www.wslhd.health.nsw.gov.au/>

Resources for South Western Sydney LHD at <https://www.swslhd.health.nsw.gov.au/>

And resources for Nepean Blue Mountains LHD at <https://www.nbmlhd.health.nsw.gov.au/>

This community profile was prepared by Carys Batcup. To reference the profile, please use this reference:

Ayre J, Muscat DMM, Mac O, Batcup C, Cvejic E, Pickles K, Dolan H, Bonner C, Mouwad D, Zachariah D, Turalic U, Santalucia Y, Chen T, Vasic G, McCaffery K. 2021. COVID-19 Survey Community Profile: Arabic. Available from

<http://healthliteracyhub.org.au>